

# Ourexam



---

**H i g h e r   Q u a l i t y**

**B e t t e r   S e r v i c e !**

We offer free update service for one year  
[Http://www.ourexam.com](http://www.ourexam.com)

**Exam** : **70-398**

**Title** : Planning for and Managing  
Devices in the Enterprise

**Version** : DEMO

### 1.Topic 1, Mix Questions set1 DRAG DROP

A company plans to upgrade all devices from Windows 7 to Windows 10. All Windows 10 devices belong to an organizational unit (OU) named Desktops. All devices for users in the sales department are enrolled in Azure Active Directory (AD). All users belong to an OU named Employees.

Users in the finance department must not be able to modify the power policy settings.

You need to apply the power policy.

What should you do? To answer, drag the appropriate option to the correct item. Each option may be used once, more than once, or not at all. You may need to drag the split bar between panes or scroll to view content.

| Options                            | Answer Area        |
|------------------------------------|--------------------|
| <b>Active Directory</b>            | <b>Item</b>        |
| <b>Azure AD</b>                    | <b>Policy type</b> |
| <b>Computer-based group policy</b> | <b>Directory</b>   |
| <b>Desktops OU</b>                 | <b>Target OU</b>   |
| <b>Employees OU</b>                |                    |
| <b>User-based group policy</b>     |                    |

**A**

Answer:

| Options                     | Answer Area |
|-----------------------------|-------------|
| Active Directory            | Item        |
| Azure AD                    | Policy type |
| Computer-based group policy | Directory   |
| Desktops OU                 | Target OU   |
| Employees OU                |             |
| User-based group policy     |             |

| Option                      |
|-----------------------------|
| Computer-based group policy |
| Active Directory            |
| Desktops OU                 |

## 2.DRAG DROP

You manage 500 laptop devices and 250 desktop devices that run Windows 10. All devices are joined to an Active Directory Domain Services (AD DS) domain. You also manage a Windows Server 2012 R2 file server named FILE01.





All user document folders must be located on FILE01.

You need to ensure that the mobile users can access documents offline.

Which four actions should you perform in sequence? To answer, move the appropriate actions from the list of actions to the answer area and arrange them in the correct order.

| Actions   | Sequence | Answer Area |
|---|----------|-------------|
| At a command prompt, run the following command:<br><b>gpupdate/target: FILE01</b> |          |             |
| Configure Group Policy folder redirection settings for offline files.             |          |             |
| Create a file share on FILE01 for redirected folders.                             |          |             |
| Create a Group Policy Object for folder redirection.                              |          |             |
| Link the Group Policy Object to appropriate AD DS organizational unit.            |          |             |

|  |  |
|--|--|
| <br> | <br> |
|--|--|

**Answer:**

| Actions   | Sequence Answer Area   |
|---|--|
| At a command prompt, run the following command:<br><b>gpupdate/target: FILE01</b> | Create a file share on FILE01 for redirected folders.                  |
| Configure Group Policy folder redirection settings for offline files.             | Create a Group Policy Object for folder redirection.                   |
| Create a file share on FILE01 for redirected folders.                             | Configure Group Policy folder redirection settings for offline files.  |
| Create a Group Policy Object for folder redirection.                              | Link the Group Policy Object to appropriate AD DS organizational unit. |
| Link the Group Policy Object to appropriate AD DS organizational unit.            |  |

**3.HOTSPOT**

You upgrade 15 client devices to Windows 10 Enterprise.

You need to configure the devices.

Which Control Panel applets should you use? To answer, select the appropriate applet from each list in the answer area. Each correct answer is worth one point.

**Answer Area**

Which applet should you use to manage offline files?

**Sync Center**  
**Work Folders**  
**Storage Spaces**  
**File Explorer Options**

Which applet should you use to require a password when the device wakes up?

**System**  
**Power Options**  
**Administrative Tools**  
**Bitlocker Drive Encryption**

Which applet should you use to encrypt offline files?

**Recovery**  
**File History**  
**File Explorer Options**  
**Windows Mobility Center**

**Answer:**

**Answer Area**

Which applet should you use to manage offline files?

▼

- Sync Center**
- Work Folders
- Storage Spaces
- File Explorer Options

Which applet should you use to require a password when the device wakes up?

▼

- System
- Power Options**
- Administrative Tools
- Bitlocker Drive Encryption

Which applet should you use to encrypt offline files?

▼

- Recovery
- File History
- File Explorer Options**
- Windows Mobility Center

4. A company implements offline files for all Windows 10 devices.

A user reports that they are running low on free disk space.

You need to determine the amount of disk space being used by offline files on the user's device.

What should you do?

- A. On the device, run the following Windows PowerShell command: `Get-Disk | Where-Object IsOffline- Eq $True | Set-Disk-IsOffline $False`
- B. Instruct the user to launch Resource Manager.
- C. On the device, run the following Windows PowerShell command: `Get-Disk | Where-Object IsOffline- Eq $False | Set-Disk-IsOffline $True`
- D. Instruct the user to launch Sync Center.

**Answer: D**

5. A company has tablet devices that run Windows 10. You configure auditing for devices.

You need to determine which audit policies are configured on the devices.

What should you do?

- A. At a command prompt, run the following command: `auditpol`
- B. Run the following Windows PowerShell cmdlet: `Get-AdminAuditLogConfig`
- C. At a command prompt, run the following command: `Dsget`
- D. At a command prompt, run the following command: `Winrm`
- E. Run the following Windows PowerShell cmdlet: `Get-AuditLogSearch`

**Answer: A**