

Ourexam



H i g h e r Q u a l i t y

B e t t e r S e r v i c e !

We offer free update service for one year

[Http://www.ourexam.com](http://www.ourexam.com)

Exam : 9A0-154

**Title : Adobe Premiere Pro CS5
ACE Exam**

Version : Demo

1.Which of the following is used to shorten a clip in a Timeline by speeding up its playback, or to lengthen it by slowing it down?

- A. Rate Stretch
- B. Ripple Edit
- C. Rolling Edit
- D. Razor

Answer: A

2.In Timebase of the General tab, which option (frames/ second) will a user choose to edit PAL (European standard) and SECAM video.?

- A. 29.97
- B. 28
- C. 25
- D. 24

Answer: C

3.Fill in the blank with the appropriate term.

_____ is a standalone encoding application employed by programs, such as Premiere Pro, After Effects, SoundboothEncore.

Answer: Adobe Media Encoder

4.Which of the following options in device control shows the number of frames to adjust the timecode embedded in the captured video?

- A. Preroll
- B. Remained frames
- C. Uncaptured roll
- D. Timecode Offset

Answer: D

5.Mark works as a Premiere Pro editor for company Inc. He is using time remapping. He has adjusted the speed of an instance of a clip in the Timeline. This clip contains audio also. What will be the effect on the audio of the clip while adjusting its speed by time remapping?

- A. The audio speed will be synchronized with the clip speed.
- B. The audio will not play.
- C. The audio will be locked automatically.
- D. The audio speed will remain at 100% speed.

Answer: D

6.Which of the following steps will you take to create a template from an open title? Each correct answer represents a part of the solution. Choose all that apply.

- A. Click the triangle next to a category name to expand it.
- B. With a title open, click the Templates button.
- C. Enter a name for the title template then click the OK button.
- D. Click the Templates menu button. Choose Import Current Title As Template.

Answer: BCD

7.Which of the following tools is used to simultaneously change the In and Out points of a clip in a Timeline, while keeping the time span between them constant?

- A. Rolling Edit
- B. Ripple Edit
- C. Track Selection
- D. Slip

Answer: D

8.Which option of batch capturing will you choose to capture frames beyond the In and Out points identified for each clip in the batch?

- A. Batch Capture
- B. Capture panel
- C. Capture With Handles
- D. Override Capture Settings

Answer: C

9.Mark works as a Premiere Pro editor for company Inc. He is optimizing the scratch disk performance. Which of the following steps will Mark take if he has only one hard disk on his computer?

- A. Leave all scratch disk options at their default settings.
- B. Defragment the hard disk.
- C. Create one more drive for Premiere Pro projects.
- D. Create a separate folder for each file type of the project.

Answer: A

10.Which of the following steps will you take to specify the tracks to change with Sync Lock? Each correct answer represents a complete solution. Choose all that apply.

- A. Choose an option from the Placement menu for each type of track added.
- B. Shift-click the Toggle Sync Lock box at the head of any track of that type.
- C. Choose an option from the Track Type menu for audio and audio submix tracks.
- D. Click the Toggle Sync Lock box at the head of each video and audio track that you want to be affected by the edit.

Answer: BD

11.Which of the following is used to specify how much before the In point Adobe Premiere Pro starts playing the tape before capture?

- A. Offline
- B. Preroll Time
- C. Detected
- D. Timecode Offset

Answer: B

12.Which of the following options of the General tab is used to specify the dimensions, in pixels, for

frames while playing back sequences?

- A. Fields
- B. Pixel Aspect Ratio
- C. Display Format (Audio)
- D. Frame Size

Answer: D

13.Which of the following are the view area options available on the panel menu of the Export Settings viewing area? Each correct answer represents a complete solution. Choose all that apply.

- A. Chronic Pixel Preview
- B. 1:1 Pixel Preview
- C. SVG output Preview
- D. Aspect Ratio Corrected Preview

Answer: BD

14.In which of the following locations are presets located? Each correct answer represents a complete solution. Choose all that apply.

- A. DVCPROHD > 720p
- B. DVCPRO50 > 480i
- C. DVCPROHD > 2160i
- D. DVCPROHD > 1080i

Answer: ABD

15.Which of the following options of the Title Properties panel is used to specify the amount of space between lines of type?

- A. Aspect
- B. Slant
- C. Tracking
- D. Leading

Answer: D

16.Which of the following file formats uses the .mov extension?

- A. QuickTime
- B. MP3
- C. P2 Movie
- D. JPEG

Answer: A

17.Which of the following options is used to switch the selected object with the object directly in front of it while changing the stacking order of objects in titles?

- A. Send To Back
- B. Bring Forward
- C. Bring To Front
- D. Send Backward

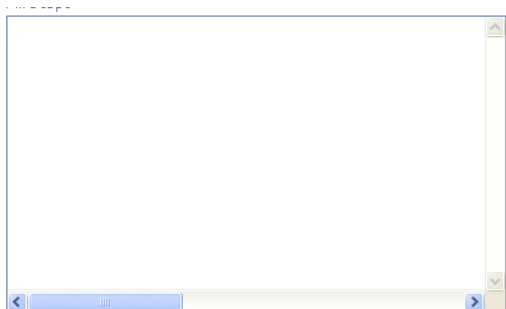
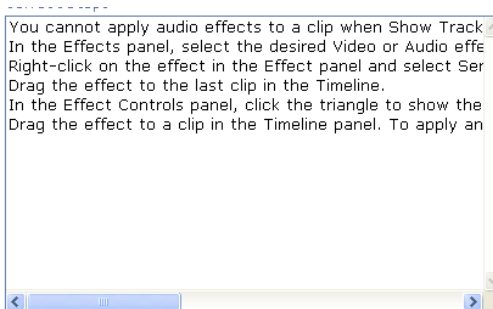
Answer: B

18.Which of the following Fast Color Corrector effects is used to display the left or upper part of the image as the corrected view and the right or lower part of the image as the uncorrected view?


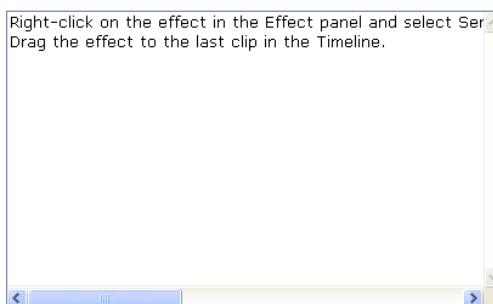
- A. Show Split View
- B. Layout
- C. White Balance
- D. Split View Percent

Answer: A

19.Choose and reorder the correct steps to apply effects to clips.

| | |
|---|--|
|  |  |
|---|--|

Answer:

| | |
|---|--|
|  |  |
|---|--|

20.Mark works as a Premiere Pro editor for company Inc. He wants to map the source audio channels so that one or more groups of six channels are placed into separate 5.1 surround audio tracks. Which of the following options will Mark choose to accomplish the task?

- A. Choose the 5.1 option.
- B. Choose the Set Linear Key-frame Thinning option.
- C. Choose the Set Minimum Time Interval Thinning option.
- D. Choose the Set the 5.1 Mixdown Type option.

Answer: A