

Ourexam



H i g h e r Q u a l i t y

B e t t e r S e r v i c e !

We offer free update service for one year

[Http://www.ourexam.com](http://www.ourexam.com)

Exam : HP0-Y32

**Title : Design and Troubleshooting
Open Standard Networks**

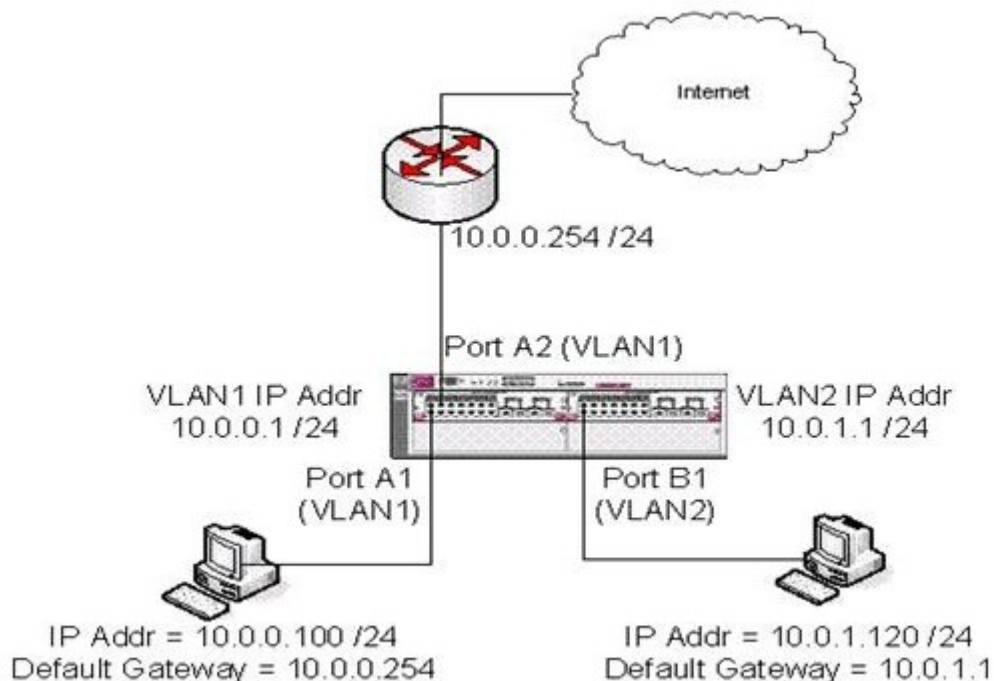
Version : DEMO

1.You are working with a customer who has reported connectivity issues on a specific VLAN. All of their clients were previously in VLAN1 until VLAN10 was added in order to limit the amount of broadcast traffic. Now, the clients on VLAN10 cannot reach the Internet. These clients cannot ping clients on VLAN1, but can successfully ping the default gateway. Which information will help you troubleshoot this problem? (Select two.)

- A. network topology map
- B. uptime of the network devices
- C. network IP addressing scheme
- D. names of all VLANS
- E. a list of the NTP servers on the network

Answer: AC

2.Click the Exhibit button.



You need to limit the amount of broadcast traffic in this customer's network. In order to do so, you add a second VLAN, VLAN2 (10.0.1.0/24). Now, clients on VLAN2 cannot reach the Internet and cannot ping clients on VLAN1. They can successfully ping the default gateway (10.0.1.1). What should you do first to determine the cause of the problem?

- A. Disable broadcast limiting on the core switch.
- B. Check the ISP's firewall settings and modify accordingly.
- C. Request the configuration of the network devices.
- D. Request a network trace from the ISP.
- E. Get the MAC address table of the network devices.

Answer: C

3.Based on these basic facts, what can you "rule out" as possible causes of this problem? (Select three.)

- A. the external gateway having no route to VLAN 2
- B. misconfigured clients in VLAN1
- C. a transient layer 1 issue
- D. the firewall enabled on the client causing connectivity issues
- E. a loop in VLAN1

Answer: ACD

4.Which step will provide helpful information about the issue?

- A. Analyze the port statistics for the client you are pinging from.
- B. Compare the arp table entries on the client when it works and when it does not.
- C. Analyze the port statistics for the switch to which the client is connected.
- D. Analyze the port statistics for all clients in VLAN 2 when the problem occurs.

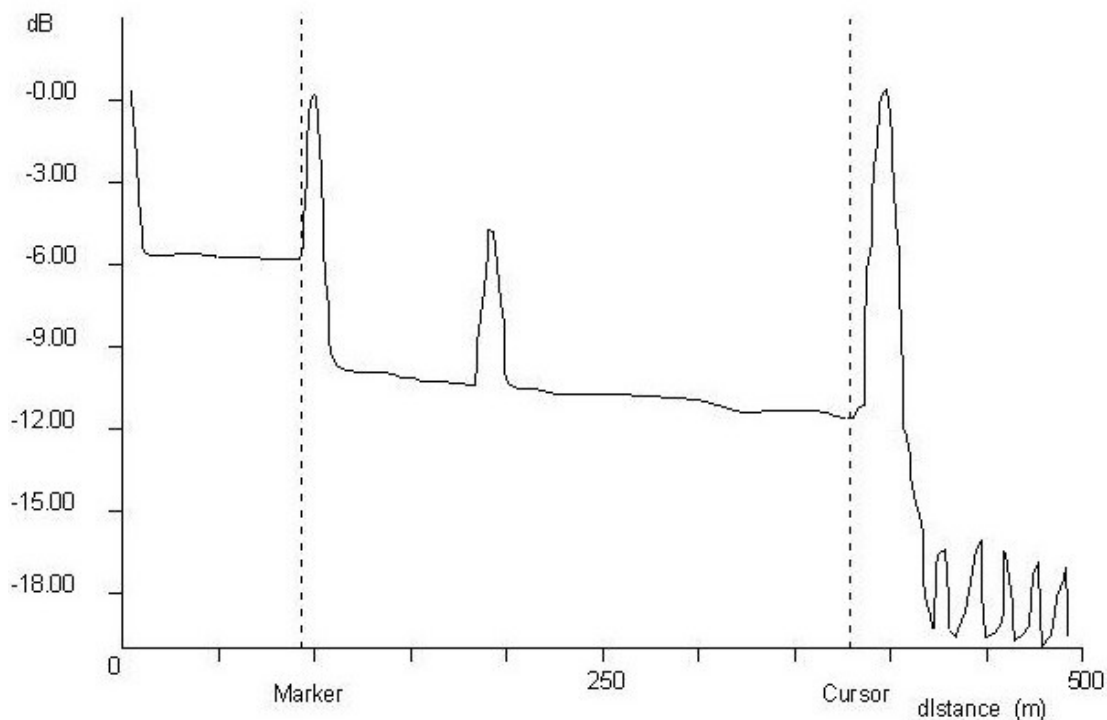
Answer: B

5.You install new category 6a home run network cables for all users. You test a random sampling of the cables, and they all pass. Users are complaining about dropped packets, slowness, and other intermittent results. What is the best tool to use for initial troubleshooting?

- A. Simple Network Management Protocol (SNMP)
- B. Time Domain Reflectometer (TDR)
- C. Packet Analyzer
- D. HP Intelligent Communications Manager (ICM)

Answer: B

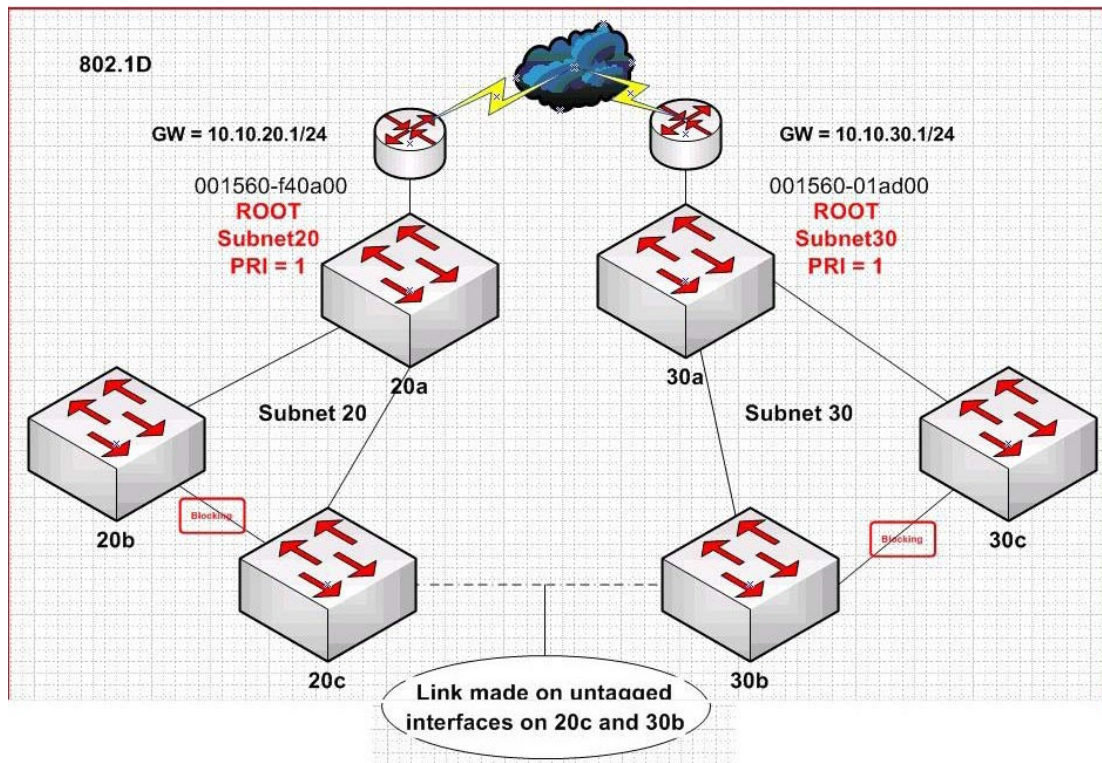
6.Click the Exhibit button.



Which issue does the Optical Time Domain Reflectometer (OTDR) show?

- A. out of phase
 - B. extensive attenuation
 - C. loss of [optical] signal
 - D. bend or kink in the optical cable
 - E. low frequency roll-off
- C:\Pasban Work\Cert Paper
Exams\HP\HP0-Y32\HP0-Y32-A-Extracted\HP0-Y32-A-Extracted\HP0-Y32-A\23.JPG
Answer: D

7. Click the Exhibit button.

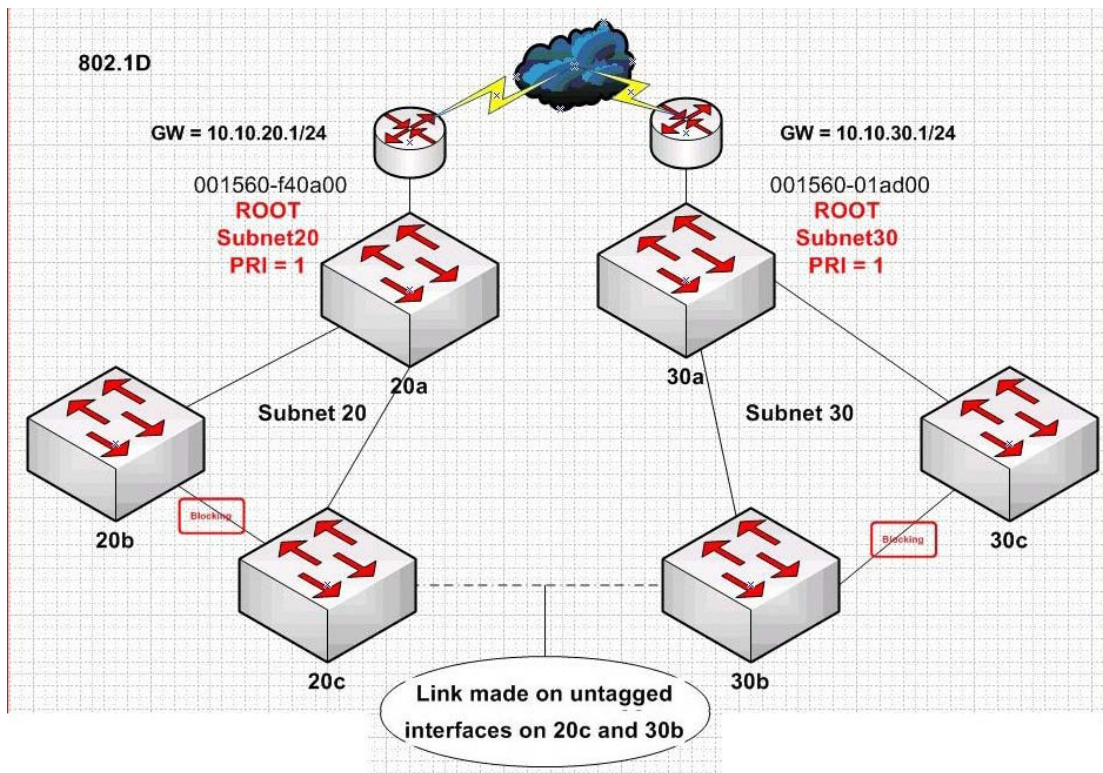


A user adds an untagged link between switch 20c and 30b. What is the impact of the user's actions?

- A. Internet connectivity to subnet 20 users is broken.
- B. STP Root Bridge of Subnet 20 moves.
- C. All Subnet 20 traffic is routed through Subnet 30.
- D. STP alternate path selection remains unchanged.

Answer: B

8. Click the Exhibit button.

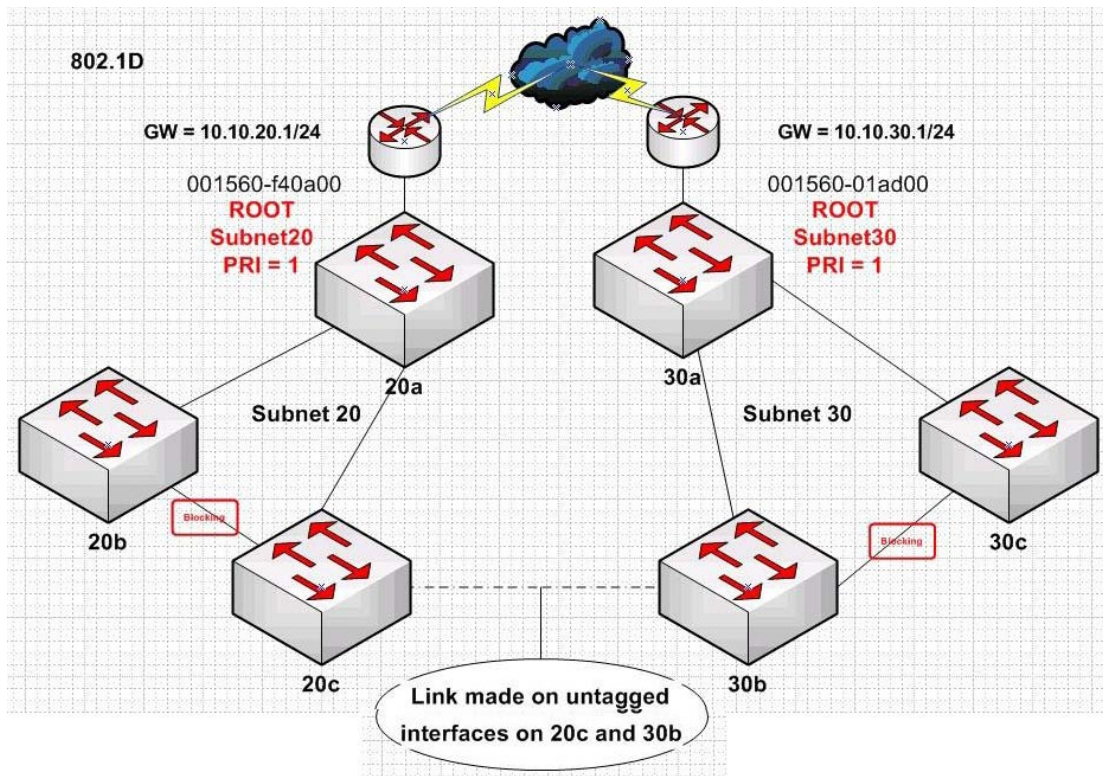


A user adds an untagged link between switch 20c and 30b. Which link transitions are blocked on subnet 20?

- A. link from 20b to 20c
- B. link from 20a to 20c
- C. link from 20a to 20b
- D. link from 20c to 30b

Answer: C

9.Click the Exhibit button.



A user adds an untagged link between switch 20c and 30b. Which action can you take that will help you discover this new link?

- A. Investigate switch syslog information for gateway changes.
- B. Compare route tables of both routers.
- C. Review LLDP information on subnet 20 root bridge.
- D. Follow path cost to root from subnet 20.
- E. Initiate a traceroute from both subnets.

Answer: D

10.Click the Exhibit button.

Core 1

Running configuration:

; J8697A Configuration Editor; Created on release #K.14.65

```
hostname "Core 1"
module 1 type J8702A
trunk A1-A2 Trk1 Trunk
snmp-server community "public" Unrestricted
vlan 1
 name "DEFAULT_VLAN"
 untagged A3-A9
 ip address 10.0.0.1 255.255.255.0
 no untagged A10-A24,Trk1
 exit
vlan 20
 name "VLAN20"
 untagged A10-A24
 tagged Trk1
 ip address 10.20.0.1 255.255.255.0
 exit
```

Core 2

Running configuration:

; J8697A Configuration Editor; Created on release #K.14.65

```
hostname "Core 2"
module 1 type J8702A
trunk A1-A2 Trk1 Trunk
snmp-server community "public" Unrestricted
vlan 1
 name "DEFAULT_VLAN"
 untagged A3-A9
 ip address 10.0.1.1 255.255.255.0
 no untagged A10-A24,Trk1
 exit
vlan 20
 name "VLAN20"
 untagged A10-A24
 tagged Trk1
 ip address 10.20.0.2 255.255.255.0
 exit
```

You install two E5400 zl Series switches and connect them with a two-port static trunk. All hosts on both

switches are in VLAN 20. However, some hosts on Core 1 cannot ping some hosts on Core 2 and vice versa. All hosts can ping all hosts on their own switch. Event logs on the two switches do not show significant errors. What should you do to determine the cause of this connectivity issue? (Select three.)

- A. Use traceroute to determine which device is dropping the ping packets.
- B. Verify the trunk configuration on each core switch.
- C. Change the IP address for the default VLAN on Core 2 so that it is in the same subnet as the default VLAN on Core 1.
- D. Verify physical connectivity between the switches.
- E. Use LLDP to check the identities of the devices and their neighbors.

Answer: BDE